



District Report Card: 2017


State: Delhi	District: South Delhi
Class: 5	Subject: Language
Schools: 58	Students: 1128


Participation/Coverage


Students

<div>GENDER</div> <div></div>	Boys				Girls			
	Number		%		Number		%	
	519		46.01		609		53.99	

<div>AREA</div> <div></div>	Rural				Urban			
	Number		%		Number		%	
	82		7.27		1046		92.73	

<div>CATEGORY</div> <div></div>	SC		ST		OBC		GEN	
	Number	%	Number	%	Number	%	Number	%
	146	12.94	6	0.53	62	5.50	914	81.03

<div>CWSN</div> <div></div>	LD	VI	HI	S&LD	ID	Oth
	2	2	0	2	0	5

<div>Management</div> <div></div>	Government			Government-aided		
	Number		%	Number		%
	1128		100.00	0		0.00

Average Performance of Students in Language (%)

Overall	Gender		Area		Management		Social Group			
	Male	Female	Rural	Urban	Govt.	Aided	SC	ST	OBC	GEN
47.29	45.97	48.42	64.47	45.95	47.29	0.00	42.74	38.89	46.67	48.12

Performance on Learning Outcomes (LOs)

Learning Outcomes	Description	Average Performance(%)
L504	Reads and comprehends independently storybooks, news items/ headlines, advertisements etc.	42.52
L508	Reads text with comprehension, locates details and sequence of events	49.68

Range of Performance of Students who Answered Correctly							
Below 30%		30% - 50%		50% - 75%		Above 75%	
Number	%	Number	%	Number	%	Number	%
263	23.32	383	33.95	364	32.27	118	10.46

Lowest Performing Learning Outcomes (LOs)

- 1 - Reads and comprehends independently storybooks, news items/ headlines, advertisements etc. (42.52)
- 2 - Reads text with comprehension, locates details and sequence of events (49.68)